



UTTERMOST

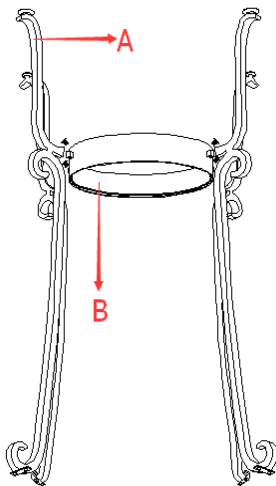
Assembly Instruction

Item :24637

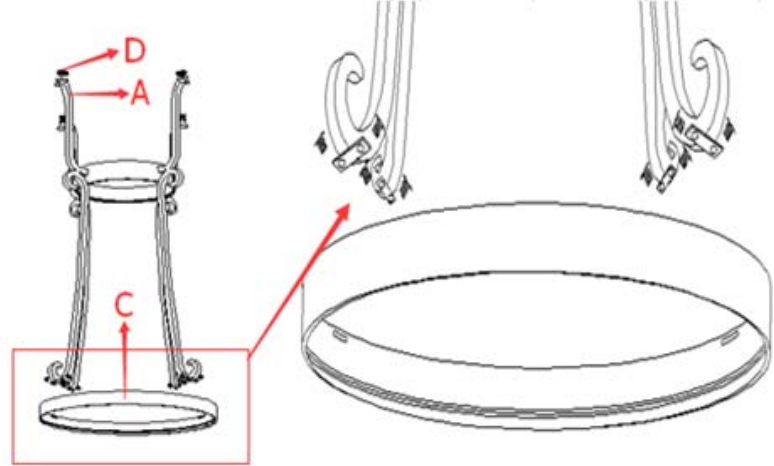
Parts/Hardware list

A	Legs	4 PCS	B	Middle Frame	1 PC
C	Top Frame	1 PC	D	Felt Pad	4 PCS
E	Mirror Top(big)	1 PC	F	Mirror Top(small)	1 PC
G	Screws	12 PCS			

1. Take the parts carefully out of the carton, and place them on a flat and soft surface, making sure that the parts will not be damaged.
2. Assemble Middle Frame(B) on the Legs(A) using 4 Screws.
Make sure the side with welding spot on Middle Frame face to feet side.
3. Assemble Legs(A) on Top Frame(C) together using 8 Screws.
4. Stick the Felt Pad(D) on the bottom of the Legs(A).

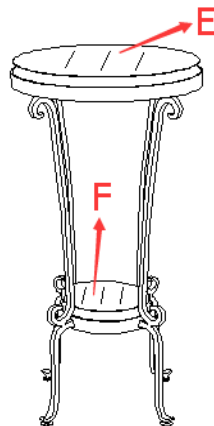


(1)



(2)

5. Turn over the table, place the Mirror Top(big)(E) on Top Frame(C) place the Mirror Top(small)(F) on Middle Frame(B).



(3)

To clean,wipe with soft dry cloth.

PO BOX 558/3325 GRASSY HILL RD. ROCKY MOUNT, VIRGINIA 24151

www.uttermost.com